


STAR TREK[®]

CUSTOMIZABLE CARD GAME™

SECOND EDITION

Dominion Deck Cover





Materials Needed:

- 1) Themed Star Trek CCG deck.
- 2) OTSD size box (available at <http://www.wholesalegaming.biz/startrek/sealeddeck/>)
- 3) Downloaded box top art of your choice.
- 3) Scissors.
- 4) Some form of adhesive (gluestick, paste, or glue).

Instructions:

- 1) Print themed cover on 11x17 inch paper in full color.
- 2) Fold on the dotted lines.
- 3) Cut out box cover art.
- 4) Place cover onto an OTSD box top by centering on box.
- 5) Fold sides A. and C. completely around box first, then sides B. and D.
- 6) Paste flaps to inside of box.
- 7) Put your matching themed deck inside box.
- 8) Bring box and deck to a Star Trek CCG game.
- 9) When people "oooh", "ahhh" and ask where you got the cool box, tell them about The Continuing Committee and how to get/make their own.
- 10) Beat the socks off your opponent.
- 11) Take the winning deck home in your new box.
- 12) Make a new deck and repeat.



Star Trek in all forms is copyright and trademark of CBS Paramount Studios



THE
CONTINUING
COMMITTEE